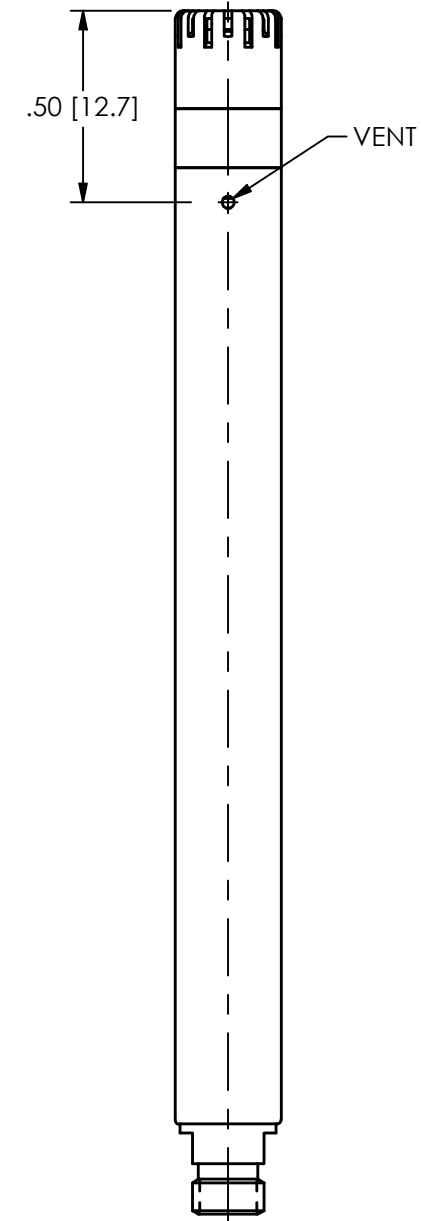
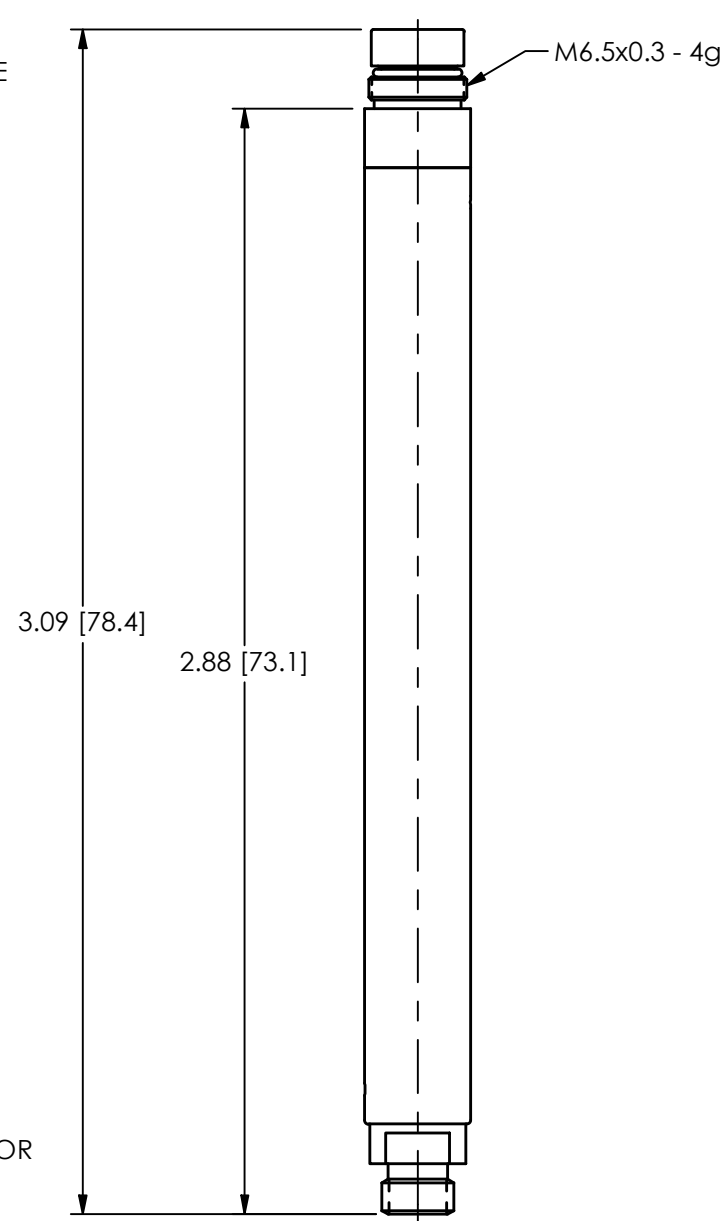
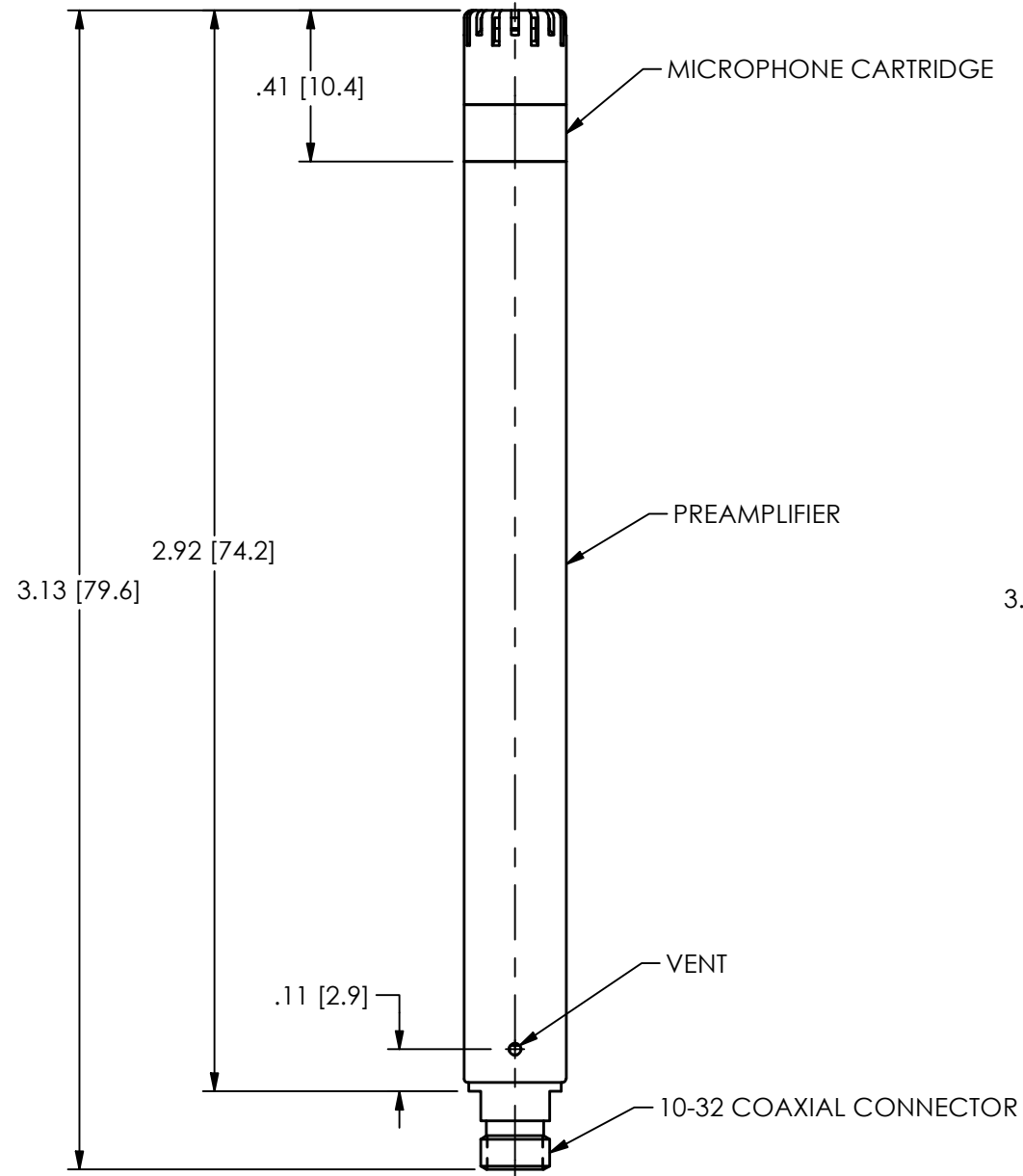
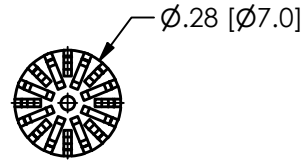


76522

PCB Piezotronics Inc. claims proprietary rights in the information disclosed hereon. Neither it nor any reproduction thereof will be disclosed to others without the written consent of PCB Piezotronics Inc.

REVISIONS		
REV	DESCRIPTION	DIN
NR	RELEASED TO DRAFTING	55015



1.) PREAMPLIFIER IS PERMANENTLY AFFIXED TO THE MICROPHONE

UNLESS OTHERWISE SPECIFIED TOLERANCES ARE:		DRAWN		CHECKED		ENGINEER		PCB PIEZOTRONICS				
DIMENSIONS IN INCHES		JDM	7/11/24	JDM	7/11/24	MJN	7/11/24	AN AMPHENOL COMPANY				
DECIMALS XX ±.03	DIMENSIONS IN MILLIMETERS [IN BRACKETS] DECIMALS X ± 0.8	TITLE						3425 WALDEN AVE. DEPEW, NY 14043				
XXX ±.010	DECIMALS XX ± 0.25							(716) 684-0001 E-MAIL: sales@pcb.com				
ANGLES ± 2 DEGREES	ANGLES ± 2 DEGREES	OUTLINE DRAWING 1/4" ICP LOW NOISE MICROPHONE SYSTEM						CODE IDENT. NO.	SIZE	DWG. NO.		
CABLE TOLERANCES IN ENGLISH								52681	B	76522		
CABLE TOLERANCES IN METRIC								SCALE: 2X			SHEET 1 OF 1	
FILLET AND RADII .003 - .005												
FILLET AND RADII 0.07 - 0.13												