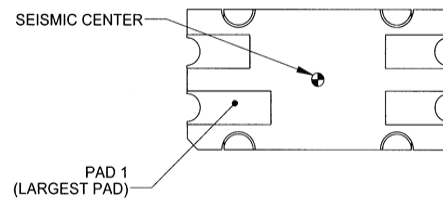
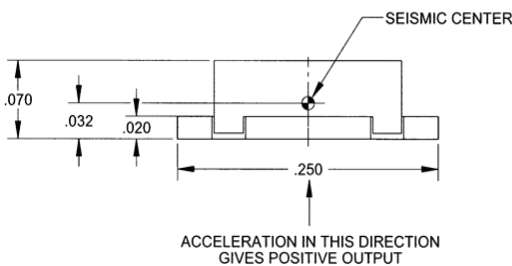
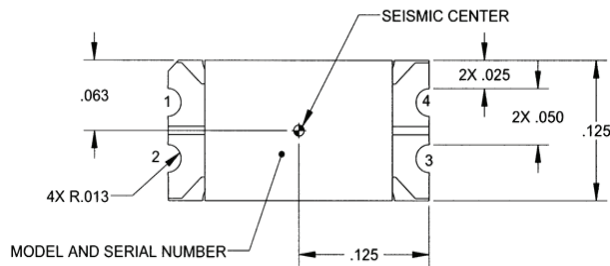



Piezoresistive accelerometer

Model 71M series



STANDARD TOLERANCE	
INCHES	[MILLIMETERS]
.XX = ± .02	[.X = ± .5]
XXX = ± .005	[XX = ± .13]

Key features

- 2000 to 60 000 g full range
- High resonant frequency
- DC response
- 200 mV full scale output
- Negligible zero shift after shock
- 0.06 gram weight

Description

The Endevco® model 71M series of subminiature SMT piezoresistive accelerometers are rugged undamped accelerometers designed for shock measurements.

Endevco micro-machines the sensing system of the 71M from a single piece of silicon. This etched silicon chip includes the inertial mass and strain gages arranged in an active four-arm Wheatstone bridge circuit complete with a novel on-chip zero balance network.

The low mass, extremely small size and unique construction of the element blends an exceptionally high resonant frequency with characteristics such as low output impedance, 3x overrange, and zero damping for no phase shift. The high resonant frequency of these sensors permits their survival in the presence of the high frequency components in a shock pulse that could shatter the seismic system of accelerometers having lower resonance.

High resonant frequencies and zero damping also allow the accelerometers to respond accurately to fast rise time, short duration shock motion. With a frequency response extending down to dc (steady state accelerations) these transducers are ideal for measurement of long duration transients, and permit integration of the acceleration data to obtain velocity and displacement.

U.S. Patents 4,498, 229, 4,605,919 and 4,689,600 apply to this unit.

Piezoresistive accelerometer | Model 71M series

All specifications are referenced at +75°F (+24°C) and 10 Vdc, unless otherwise noted. Calibration data, traceable to National Institute of Standards and Technology (NIST), is supplied.

Specifications					
Dynamic characteristics	Units	2K	6K	20K	60K
Linear range	g	2,000	6,000	20,000	60,000
Sensitivity min/typ	μV/g	50/100	15/30	5/10	1.5/3
Frequency response +/-5%	Hz	0 to 10,000	0 to 20,000	0 to 50,000	0 to 100,000
Natural frequency (typ)	kHz	90	180	350	700
Shock limit [max]	g	10,000	18,000	60,000	180,000
Zero measureand output (max at 10V)	mV	+/-100	+/-100	+/-100	+/-100
Transverse sensitivity (max)	%	5	5	5	5
Thermal zero shift -18°C to +66°C (0°F to +150°F)	mV	<10	<10	<10	<10
Thermal sensitivity shift	%/C	-0.12	-0.12	-0.12	-0.12
Electrical characteristics					
Excitation	Vdc	2 to 12 (10 standard)			
Resistance					
input	Ω	650 ± 300			
output	Ω	650 ± 300			
Physical characteristics					
Case material		Alumina substrate with plastic cover			
Weight (excluding cable)	grams	0.06			
Mounting		Recommended mounting is with structural epoxy across the entire surface of the alumina substrate, with electrical connections made via solder or conductive epoxy to the metalized castellations. If electrical contact is made to the mounting surface, epoxy underfill is required to enable the unit to withstand high g shocks. Refer to instruction manual IM71 for detailed mounting instructions.			
Environmental					
Temperature					
Operating	°C (F°)	-54 to 121°C (-65 to +250°F)			
Storage	°C (F°)	-54 to 149°C (-65 to +300°F)			
Humidity		epoxy sealed			
ESD		susceptible to ESD damage; handle using ESD precautions			
Calibration data					
Data for sensitivity, ZMO, input and output resistance are supplied on the calibration. Sensitivity is measured at 2000 g for 2K and 5000 g for 6K, 20K and 60K.					

Piezoresistive accelerometer | Model 71M series

Options

Options	Description
71M1	Un-tinned for conductive epoxy or wire bonding or resistance welding, 5V excitation
71M4	Un-tinned for conductive epoxy or wire bonding or resistance welding, 10V excitation
71M5	Pre-tinned for hand solder reflow, 5V excitation
71M10	Pre-tinned for hand solder reflow, 10V excitation

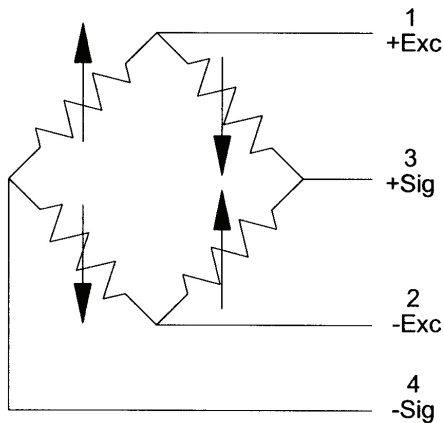
Accessories

Options	Description	
136	DC amplifier, 3 channel benchtop	Optional

Notes

1. Maintain high levels of precision and accuracy using Endevco's factory calibration services. Call Endevco's inside sales force at 866-ENDEVCO for recommended intervals, pricing and turn-around time for these services as well as for quotations on our standard products.

2. Model number definition:





10869 NC Highway 903, Halifax, NC 27839 USA

endevco.com | sales@endevco.com | 866 363 3826

© 2021 PCB Piezotronics - all rights reserved. PCB Piezotronics is a wholly-owned subsidiary of Amphenol Corporation. Endevco is an assumed name of PCB Piezotronics of North Carolina, Inc., which is a wholly-owned subsidiary of PCB Piezotronics, Inc. Accumetrics, Inc. and The Modal Shop, Inc. are wholly-owned subsidiaries of PCB Piezotronics, Inc. IMI Sensors and Larson Davis are Divisions of PCB Piezotronics, Inc. Except for any third party marks for which attribution is provided herein, the company names and product names used in this document may be the registered trademarks or unregistered trademarks of PCB Piezotronics, Inc., PCB Piezotronics of North Carolina, Inc. (d/b/a Endevco), The Modal Shop, Inc. or Accumetrics, Inc. Detailed trademark ownership information is available at www.pcb.com/trademarkownership.

031922

Aufgrund laufender Weiterentwicklungen sind Änderungen der Spezifikationen vorbehalten. Alle Angaben vorbehaltlich Satz- und Druckfehler.

nbn Austria GmbH

Riesstraße 146, 8010 Graz

+43 316 40 28 05

info@nbn.at | www.nbn.at

